

# The Hidden Cost of Receipts

## – and a Smart Way to Save

Everyday, millions of receipts are printed in retail stores. But there may be hidden costs and lost opportunities that go unnoticed. Let's take a closer look.

### Receipts by the Numbers

Excess receipt paper use is costing you more than you think.



## \$540M+

In 2025, U.S. businesses are projected to spend **\$540+ million** on receipt paper<sup>1</sup> — not just a supply cost, but wasted budget, time, and resources.

## 620M lbs

Americans use a projected **620 million pounds** of receipt paper each year.<sup>1</sup> That adds up fast.



### What it Could Mean for Your Store

Every receipt counts. The costs of receipt paper often slip under the radar — until you do the math.



No. of Printers	Cost per Year*
-----------------	----------------


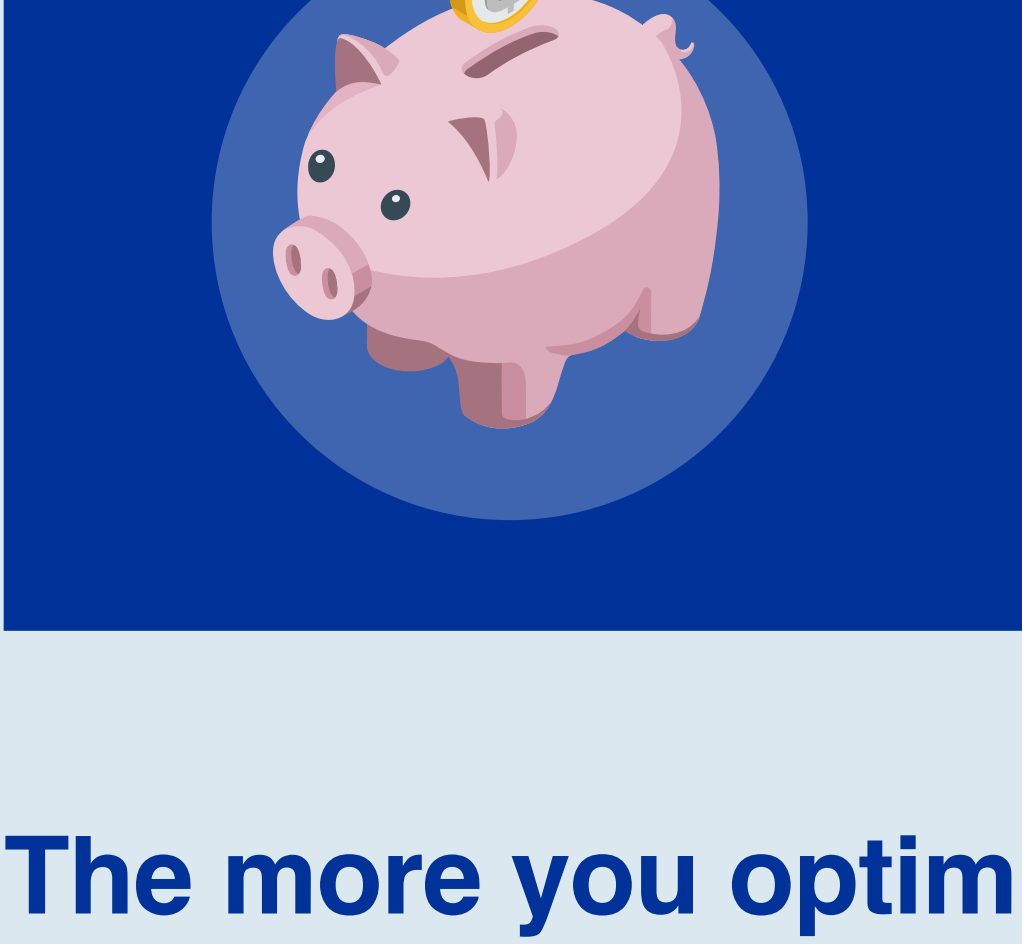
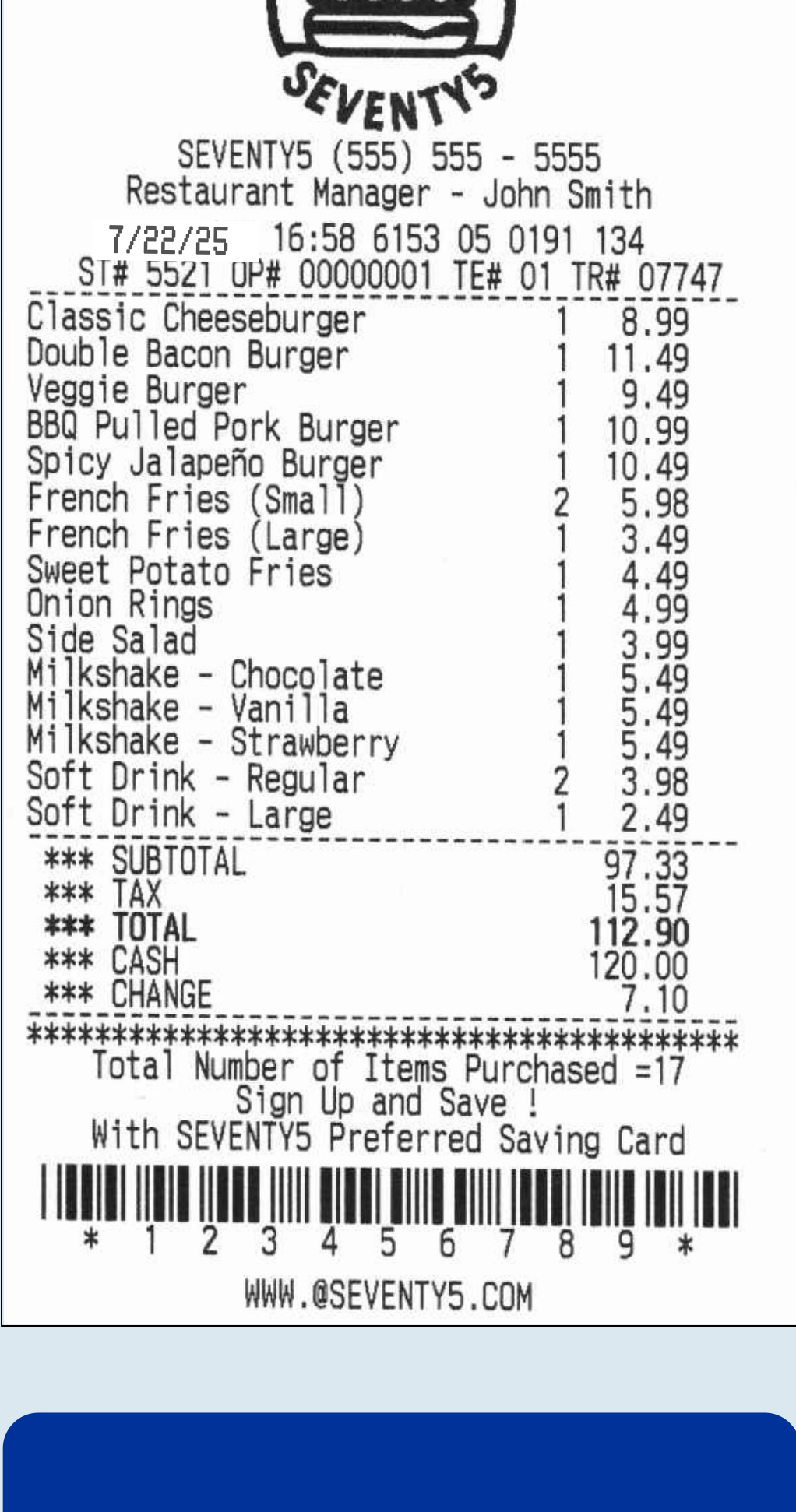
1	\$204
100	\$20,400
1,000	\$204,000
10,000	\$2,040,000

\*Assumes 100 receipts per printer per day, with 12-inch average receipt length and \$1.30 per ~230-foot roll.

### A Smart Way to Print Receipts

Save up to **49%<sup>2</sup>** on paper usage.

Epson point-of-sale printers use patented technology to help reduce costs by minimizing paper consumption.



The more you optimize paper usage, the more you could potentially save – without compromising readability.

### How Does Epson Do It?

**Top and Bottom Margin Reduction**

Minimize empty space at the top and bottom of receipts.

**Line Space Reduction**

Slightly reduce the spacing between each line of text.

**Barcode Height Reduction**

Intelligently reduce the height of the barcode while still ensuring it can be scanned correctly.

**White Lines Reduction**

Detect and eliminate unnecessary blank areas in between sections.

**Character Height Reduction**

Subtly change the typeface to take up less space without sacrificing readability.

### Not all Paper Reduction Technology is Created Equal



Original Logo

After Scaling 30%

Some receipt paper-saving technology reduces overall length by scaling all printed elements, including logos — resulting in a noticeably altered appearance.

Epson's patented approach reduces paper without distorting your layout — preserving logo clarity and text integrity.

### See How Much You Could Save

Estimated savings using 49% reduction on 100 printouts per day per printer and a 12-inch receipt, shown in USD. Actual results will vary.

No. of Printers	BEFORE Total Estimated Paper Cost per Year	AFTER Total Estimated Paper Cost Savings per Year
1	\$204	\$100
100	\$20,400	\$10,000
1,000	\$204,000	\$100,000
10,000	\$2,040,000	\$1,000,000

Save Money

Save Paper

Save Time

### Ready to See What You Could Save?

Find out how much paper and money you could save with our interactive paper-saving estimator.



PAPER-SAVING ESTIMATOR

REQUEST A CUSTOMIZED ESTIMATE

1 Grand View Research, Thermal Paper Market Forecast, 2025.  
2 Paper-saving feature up to 49% on the TM-T88VII model. Paper-savings percentage varies by model and printer settings. Full paper savings functions are available only for text-based receipts. For image-based receipts only the top and bottom white space reduction is available.